

Login with your CatID and password...

Browser window showing the login page for the University of Northern Iowa. The address bar displays the URL: `cas.uni.edu/cas/login?service=https%3A%2F%2Ffidp.auth.uni.edu%2Ffidp%2FAuthn%2FExtCas%3Fconversation%3De1s1&entityId=https%3A%2F%2Fservices.smarthinking.com%2Fsaml%2Fauth%2Fmetadata.php`. The page header includes the University of Northern Iowa logo and navigation links such as Calendar, eLearning, A-Z Index, Rod Library, Email, MyUNiverse, Directory, and Jobs@UNI.

CatID SignOn

[? Forgot your passphrase?](#)

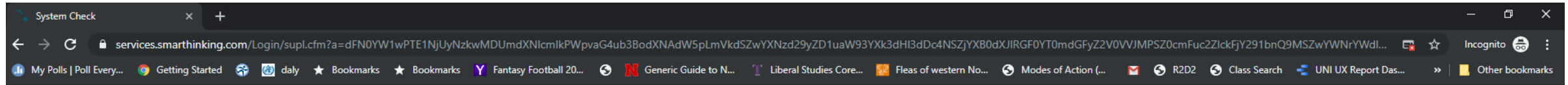
What is my CatID?

Your CatID is your username and passphrase used for systems through UNI's **Central Authentication System**. The CatID logo tells you when you can use this username/passphrase combination to log in.
View the **CatID FAQ** for initial login help.

Need help?

You can reset your passphrase yourself if you previously enrolled in the **CatID Account Recovery tool**. The **Information Technology website** has information and articles to help you with technology at UNI, or you can complete a support request through **Service Hub**.
For additional assistance please contact the IT Service Desk :
Innovative Teaching and Technology Center (ITTC)
Room 36
Cedar Falls, Iowa
(319) 273-5555

Scroll down the system check page and left-click “Click here to continue”...



smarthinking

System Check

✓ Supported Browsers



Browser : Chrome

Version : 76.0.3809.100

✓ Supported Operating Systems



Platform : Windows

Please follow the instructions provided and re-test your system

We are unable to perform a complete check for the following reasons:

Popups must be enabled.

[Show Me How](#)

You may have more than one popup blocker program. They come with internet security programs such as Norton Internet Security and toolbars such as Yahoo Toolbar, Google Toolbar and MSN Toolbar.

OR

Your internet connection may be intermittent, in which case you may ignore this message and click the link below to continue if you do not have any popup blocking program turned on.

Note: This check will be repeated until the issues described are rectified. Once you've adjusted your settings, please return to the login page or school portal from which you came and try again.

[Click here to continue](#)

[Click here to continue](#)

Join us on facebook!



https://services.smarthinking.com/login/systemmessage/?retURL=aHR0cHM6Ly9zZXJ2aWNlcy5zbWYdGhpbmtpbmcuY29tL3N0dWRlbnQvc2VydmljZXIv

Available on the App Store


Available on Google play

10:42 AM

Select "Ask Me Later" ...

The screenshot shows a web browser window with the URL `services.smarthinking.com/student/services/`. The page header includes the Smarthinking logo and navigation links for Writing Center, Tutoring, Study Aids, and Support. A user profile for 'john' is visible. A modal dialog is open in the center, titled 'Do You Want To Generate a Token ID to Access the Smarthinking iPad / Mobile App'. It contains two buttons: 'Generate Now' and 'Ask Me Later'. The 'Ask Me Later' button is highlighted with a black rectangular box, and a black arrow points to it from the right. Below the buttons, there is instructional text: 'After you generate your Token ID, Login into the App Store using iPad or login into Play Store using Android Mobile/Tablet and download the Smarthinking App. Then use your Token ID to login. Please click "x" or "Ask me later" to continue to your Smarthinking homepage.'

How to Use Smarthinking



Work with a tutor during a live session...

Quarter Sheets Spring 19 - Goog x | Inbox (6) - johnophus@gmail.com x | Schedule an Appointment | The | x | Services x | Copy of Quarter Sheets Spring 19 x | University of Northern Iowa x | +

services.smarthinking.com/student/services/


smarthinking Writing Center + Tutoring + Study Aids Support + john + 0

Welcome to Smarthinking!

I want to ...

- Work with a Tutor or Career Coach
- Submit My Writing or Career Documents
- Submit a Question
- Review My Sessions and Submissions

How to Use Smarthinking



Or submit a paper and receive feedback (usually within 24 hours...)

The screenshot shows a web browser window with the URL `services.smarthinking.com/student/services/`. The page features the Smarthinking logo and navigation links for Writing Center, Tutoring, Study Aids, and Support. A user profile for 'john' is visible. The main heading reads 'Welcome to Smarthinking!' followed by 'I want to'. Below this are four yellow buttons: 'Work with a Tutor or Career Coach', 'Submit My Writing or Career Documents', 'Submit a Question', and 'Review My Sessions and Submissions'. A black box highlights the 'Submit My Writing or Career Documents' button, with a black arrow pointing to it from the right.

How to Use Smarthinking

